


Mammotome provides a wide variety of breast biopsy markers available for stereotactic, ultrasound and MRI-guided procedures, compatible with both Mammotome biopsy devices as well as other biopsy devices available on the market today.



BARREL



BUTTERFLY



OPEN COIL



BOWTIE



U-SHAPE



BARBELL



TRIBELL

Order Placement



Contact your Customer Service Representative at **+49 (0) 40-59 35 59 10**. Shipping details and an order confirmation number will be provided to you upon completion of your order.



Send your order via fax to your Customer Service Representative at **+49 (0) 40-500 98 940**



Send your order via email to your Customer Service Representative at **info-europe@mammotome.com**

Mammotome

www.mammotome.com

1. Sakamoto N, Fukuma E, Tsunoda Y, Teraoka K, Koshida Y. Evaluation of the dislocation and long-term sonographic detectability of a hydrogel-based breast biopsy site marker. *Breast Cancer*. 2018 Sep;25(5):575-582. doi: 10.1007/s12282-018-0854-8. Epub 2018 Mar 23. PMID: 29572658.
2. Shah AD, Mehta AK, Talati N, Brem R, Margolies LR. Reprint of: Breast tissue markers: Why? What's out there? How do I choose? *Clin Imaging*. 2019 May-Jun;55:196-212. doi: 10.1016/j.clinimag.2019.05.014. Epub 2019 Jun 14. PMID: 31204189.
3. Blumencranz, P.W., Ellis, D. & Barlowe, K. Use of Hydrogel Breast Biopsy Tissue Markers Reduces the Need for Wire Localization. *Ann Surg Oncol* 21, 3273–3277 (2014). <https://doi.org/10.1245/s10434-014-3917-x>
4. Corsi F, Sorrentino L, Sartani A, Bossi D, Amadori R, Nebuloni M, Truffi M, Bonzini M, Foschi D. Localization of nonpalpable breast lesions with sonographically visible clip: optimizing tailored resection and clear margins. *Am J Surg*. 2015 Jun;209(6):950-8. doi: 10.1016/j.amjsurg.2014.07.010. Epub 2014 Oct 12. PMID: 25457243.
5. MammoMARK Instrument Test Procedure - SCN012687 Collagen Dowel Evaluation
6. Mammotome data on file



© 2021 Devicor Medical Products, Inc. All rights reserved. Devicor, Mammotome, Mammotome elite, Mammotome revolve, HydroMARK, MammoMARK, CorMARK and MammoSTAR are registered trademarks of Devicor Medical Products, Inc., in the USA and optionally in other countries. Other logos, product and/or company names might be trademarks of their respective owners. MDM# 210307 Rev 4/21

Mammotome Markers

Mammotome Biopsy Device Compatibility



HydroMARK Biopsy Site Marker



BARREL



OPEN COIL



BUTTERFLY

Enduring exclusive hydrogel technology provides long-term ultrasound visibility.

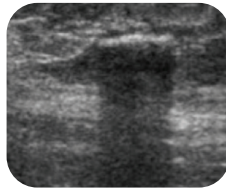
Marker: Titanium (nickel free)

Carrier/Marker Plug: Hydrogel


- Hydrates to provide enhanced ultrasound visibility for up to 12 months even after neoadjuvant chemotherapy¹
- Easily seen under MRI during a T2 sequence²
- A more visible target for your localization preference³



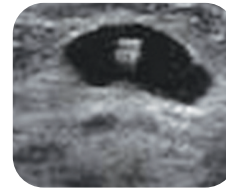
hydrated vs. non hydrated



ultrasound at deployment



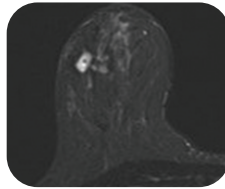
open coil stereo



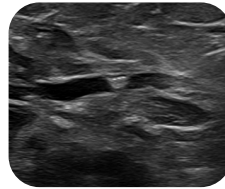
ultrasound at 24 hours



butterfly stereo



MRI T2 sequence



ultrasound at 6 months

Mammotome revolve			Mammotome			Mammotome elite / Core Needle		
GAUGE	SHAPE	PRODUCT CODE	GAUGE	SHAPE	PRODUCT CODE	GAUGE	SHAPE	PRODUCT CODE
8G		4010-05-08-T1**	8G		4010-01-08-T1*	15G		4010-02-15-T1
		4010-05-08-T3**			4010-01-08-T3*			4010-02-15-T3
		4010-05-08-T4**			4010-01-08-T4*			4010-02-15-T4
10G		4010-05-10-T1**	11G		4010-01-11-T1	18G		4010-02-18-T3
		4010-05-10-T3**			4010-01-11-T3			
		4010-05-10-T4**			4010-01-11-T4			

**Compatible with 9cm cup on or off
Compatible with 12cm cup off
Not compatible with 15cm

*For use with Mammotome ST/MR Probe

MammoMARK/CorMARK Biopsy Site Identifier



BOWTIE




U-SHAPE

Precise rapid collagen expansion for unsurpassed placement accuracy.⁴


Marker: Titanium (nickel free)

Carrier/Marker Plug: Medically Grade Bovine Collagen

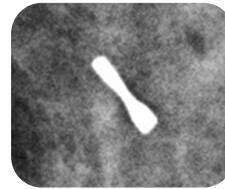
- Expands rapidly on deployment by 300% reducing chance of migration⁵
- Increased surface area improves ultrasound visibility on deployment⁴
- Quickly absorbs surrounding fluid on deployment⁵



hydrated vs. non hydrated



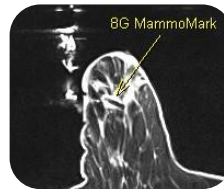
ultrasound at deployment



bowtie stereo



bowtie nonfat saturation MRI



bowtie MRI

Mammotome revolve			Mammotome			Mammotome elite / Core Needle		
GAUGE	SHAPE	PRODUCT CODE	GAUGE	SHAPE	PRODUCT CODE	GAUGE	SHAPE	PRODUCT CODE
8G		MMK0801	8G		MRM4008*	14G		MAM3014
		MMK0802			MAM3008			
10G		MMK1001	11G		MAM3001			
		MMK1002			MAM3002			
					MRM4002*			

*For use with Mammotome ST/MR Probe

MammoSTAR Biopsy Site Identifier



BARBELL



TRIBELL

Natural non-metal marking alternative with a long-lasting beta glucan carrier plug for unique patient sensitivities.

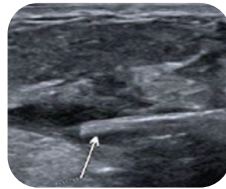
Marker: Carbon Coated Ceramic (nickel free)

Carrier/Marker Plug: Beta Glucan (polysaccharide simple sugar)

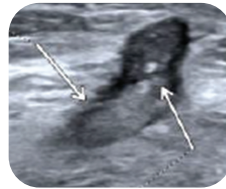
- A non-metal option not derived from animal
- Enables ability to localize under ultrasound
- Long-term ultrasound visibility⁶



regular vs. petite MammoSTAR hydrated



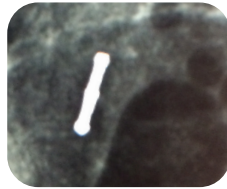
ultrasound at deployment



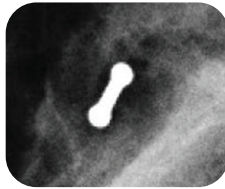
ultrasound at 5 weeks



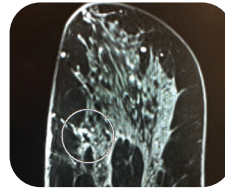
ultrasound at 10 weeks



tribell stereo



barbell stereo



tribell MRI

Mammotome revolve			Mammotome			Mammotome elite / Core Needle		
GAUGE	SHAPE	PRODUCT CODE	GAUGE	SHAPE	PRODUCT CODE	GAUGE	SHAPE	PRODUCT CODE
8G		STAR0831	8G		STAR0801	10G		STAR1001
		STAR0832			STAR0802			STAR1401
		STAR0833			STAR1101			
10G		STAR1031	11G		STAR1102	14G		STAR1402
		STAR1032			STAR1403			
		STAR1033						